

TELESIN

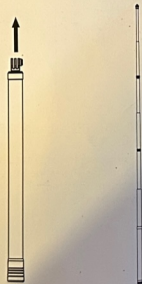
碳纤维自拍杆 Carbon Fiber Selfie Stick



使用指南
User Guide

使用方式
How to use

- 1 握住自拍杆最顶部向上拉伸
Hold the top of the selfie stick and stretch it upwards




- 2 收缩时请先拧松后再往回收缩
When closing, please loosen pole first and then shrink downward



收缩时需要一节一节往回收, 收缩时不要用力过大, 避免夹手
When close the selfie pole, please twist the pole clockwise and close it section by section. Do not use too much strength to avoid pinching your hands.

产品长度调节
Product length adjustment

通过四个固定环的搭配可以实现六种不同长度的调节
Through the matching of four fixed rings can achieve six different lengths of adjustment.



通过将相邻两个定位环的结合实现不同长度的调节
Realize different length adjustments by combining two adjacent positioning rings.



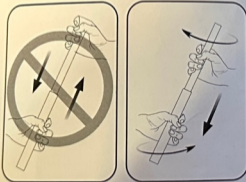
底部1/4螺丝接口
1/4 screw interface at the bottom

底部设有1/4-20标准螺丝孔,可以外接防丢绳、三脚架等设备,但是在自拍杆拉伸状态下不建议配合三脚架使用
There is a 1/4 standard screw hole at the bottom, which can be connected with anti-lost strap, tripod and other equipments
We do not suggest use tripod with the selfie stick when it's in extended condition.



注意事项 Precautions

1.收杆时不要直接往回收,要旋转着往回收,谨防夹手
Do not close directly when closing the shaft, to rotate to withdraw, beware of pinching hands.



2.不要甩杆,防止伸缩杆抱死;
Do not shake the telescopic pole to prevent the telescopic pole from extending twice.

3.表面缠绕防刮织带,基材采用碳纤维材质
The surface of the selfie stick is wrapped with a scratch-resistant webbing, and the material is made of carbon fiber

4.不要在雷雨天气使用
Do not use in thunderstorms.

5.不要触及电源
Do not touch the power supply.



6.下海或者有灰尘进入后请用清水冲洗干净并晾干
After entering the sea or having dust in, please rinse it with water and dry it.

【扫码观看使用视频】

